

Armed Forces Day Art Project - June 26th 2021 - Aldershot


# Information Sheet 4

## HOW MANY OF WHAT COLOUR DO WE DO?

The following chart will give you an indication of what percentage each of the 7 areas of Army jobs are. These are only approximate numbers as needs are often changing and many individuals will have blended job roles.


**With your starter pack you will receive a break down of how many of your discs will need to be what background colour to help you check your figures.**

You may want to use the maths element of this as a project for your young people. The figures are based on 75310 people! How you divide the painting up is totally up to you. You might want one class just painting one background colour - or every class doing a whole variety. It's up to you.




**ENGINEERING**

**20%**




**LOGISTICS & SUPPORT**

**15%**




**MUSIC**

**1%**




**MEDICAL**

**6%**



**HR, FINANCE &  
SUPPORT**

**7%**



**INTELLIGENCE,  
COMMUNICATION & IT**

**10%**



**COMBAT**

**41%**